





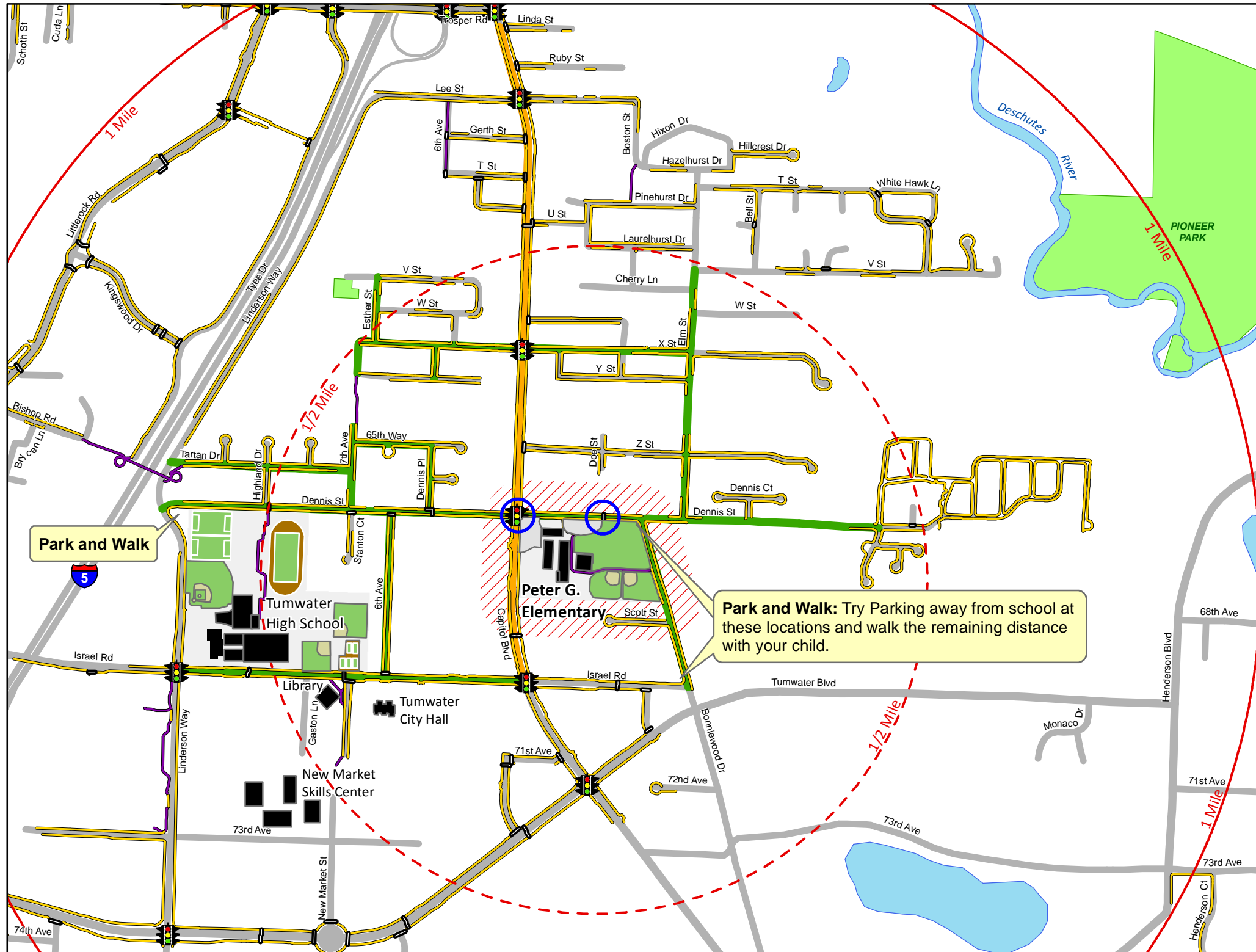
Peter G. Schmidt Elementary *Home of the Eagles!* School Walking Routes

- 

RECOMMENDED ROUTES TO SCHOOL
- 

STREETS WITH MORE TRAFFIC
 (Adult supervision is recommended for younger children)
- 

CROSSING GUARD LOCATIONS
 (Best location to cross to school)
- 
SIGNALIZED CROSSWALKS
- CROSSWALK**
- PEDESTRIAN WALKWAYS & TRAILS**
- ROUTES WITH SIDEWALKS**
- 20 MPH SCHOOL SPEED ZONE**



Park and Walk

Park and Walk: Try Parking away from school at these locations and walk the remaining distance with your child.

2018 - 2019 Walk N Roll to School Days

October 10 Int. Walk to School Day
November 14
April 10

May 8 National Bike to School Day
June 12

For information: <https://www.intercitytransit.com/youth/wnr2school>

Plan a Walking Route to School

This map shows suggested walking routes that provide space to walk, have the least amount of traffic and the lowest speeds. Just as it is important to take time teaching your child to read, students benefit when parents spend time coaching safe walking behavior.

You know your child's behavior and abilities best. Keep in mind that all children develop differently but young children always need supervision when they walk in or near traffic. Help your child become a safe walker by practicing these skills:

Walk Safely

- Explain the importance of following the same route to and from school every day.
- Cross at corners, using traffic signals and crosswalks.
- Stop at the curb before crossing the street.
- Look left, right, and left again before crossing.
- Make sure drivers see you before crossing in front of them.
- Walk, don't run, across the street.
- Wear bright colored or reflective clothing when walking in the dark.
- Cross at least 10 feet in front of a school bus.
- Children 10 years of age or younger should cross streets with adult supervision until parents can judge their child is ready to cross alone.



Bike Safely

- Use your head - wear a bike helmet, no matter how far you're going!
- Ride in the same direction as the car traffic.
- Stop at intersections and cross when it is safe.
- Don't follow the rider in front of you at an intersection until you have stopped and looked both ways on your own.
- Use hand signals (right turn, left turn, stopping).
- When riding on a sidewalk, ride very slowly (about the same speed as the walkers) and always yield to people who are walking.



Always Be Alert!

- Keep your eyes and ears focused on traffic.
- Leave electronic devices in your pocket or bag while walking or biking.
- Wearing headphones is distracting and may lead to accidents.



Riding the School Bus

Riding the bus is one of the safest and most reliable student transportation choices available. To learn if your neighborhood is on a school bus route, visit the Tumwater School District's Transportation Department webpage at: www.tumwater.k12.wa.us.



Questions about the Walk N Roll Program?
Please contact walknroll@intercitytransit.com or 360-705-5855